
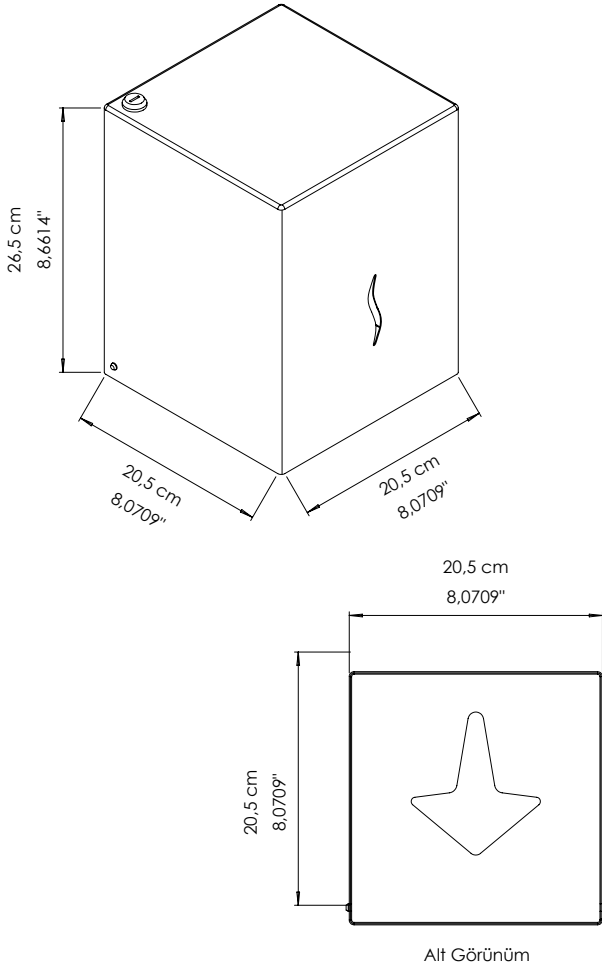


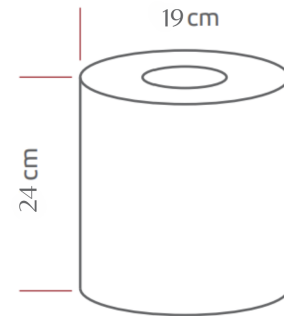
0907

*Centerfeed Roll Towel Dispenser*

0907

**GENERAL DESCRIPTION**

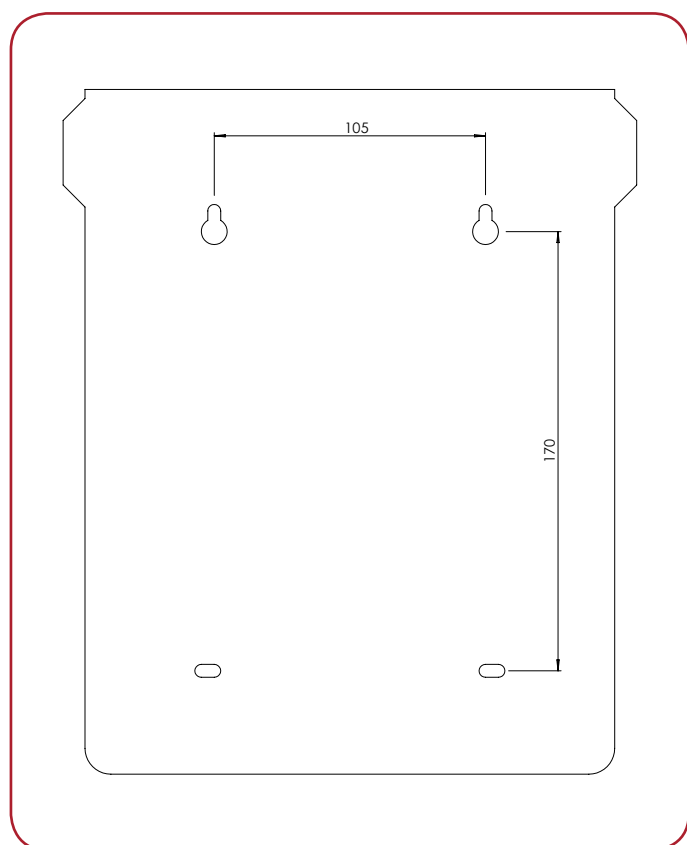
- + Centerfeed roll towel dispenser made with stainless steel 304 S.S. and 430 S.S. 0.60 & 0.70 mm thickness.
- + Available in two type of finishes (bright and satine)
- + Useful for the public areas
- + It is mounted with four steel 4 mm screws (provided in the box) with their 8 mm plastic plugs (also provided).
- + Metal lock sytem is exist to protect the paper inside clean and safe.

**COMPONENTS AND MATERIAL**

- + 0907-Stainless Steel 304 satine finish
- + 0907A- Stainless Steel 430 satine finish
- + 0907P-Stainless Steel 304 bright finish
- + 0907PA- Stainless Steel 430 bright finish

## INSTALLATION

- + First measure out where the dispenser will be placed, mark four holes and drill into the wall.
- + Insert the provided wall plugs and screw in the top two screws, leaving a slight gap for the dispenser to slot onto.
- + Open the dispenser lock before mounting the dispenser to the wall.
- + Slot the dispenser onto the two previously fixed screws and then screw final two screws.
- + Once the dispenser is secure, you can close the lid.



## MOUNTING TEMPLATE

Should be minimum 100 cm high from the floor.

## DISPENSER REPLACEMENT REQUIREMENTS AND RECOMMENDATIONS

The following recommendations are intended to provide guidelines on the best possible placement of the dispensers. Because every location a dispenser is to be mounted is different, depending on customer site, physical size limitations, and available space, these recommendations may not always be entirely possible to follow. However, when placing a dispenser installation must meet ADA requirements and should promote ease of use and be in union with its surroundings. Upon installation, the dispenser should be level and the job results professional, presentable and fully functional.

## AFTERCARE INSTRUCTIONS

- + Regular cleaning with a soft cloth will keep the surface of your product looking new. Soapy water can be used to remove stubborn marks. Don't use abrasive or chemical cleaners as these may damage the surface finish over time.
- + Don't expose to sunlight.
- + Don't respond to the product with force against the possibility of damage, deformation.
- + Don't throw any cigarettes and flammable materials into the product.



PRODUCT  
CODE  
0907



PRODUCT  
DIMEN.  
20,5x20,5x26,5 cm



CARTON  
DIMEN.  
42x42x55 cm



CARTON  
WEIGHT  
17 kg



INBOX  
QUANTITY  
8



PALLET  
QUANTITY  
192



GROSS PALLET  
DIMEN.  
80x120x235 cm



GROSS PALLET  
WEIGHT  
423 kg