

0810 / 0811 / 0812 / 0814

Swing Lid Waste Bins



0810

GENERAL DESCRIPTION

- + Swing lid waste bins made with stainless steel 304 S.S and 430 S.S. 0.50 & 0.60 mm thickness.
- + Available in two type of finishes (bright and satine)
- + Useful for the public areas.
- + Movable lid system.

COMPONENTS AND MATERIAL

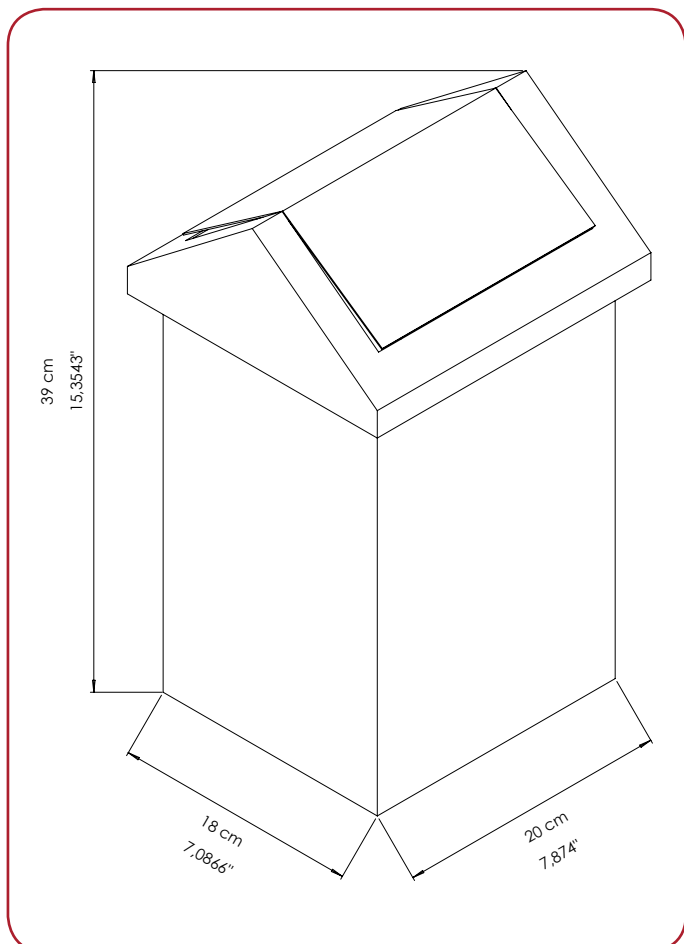
- + 0810 -Stainless Steel 304 satine finish , 11 LT
- + 0810A- Stainless Steel 430 satine finish , 11 LT
- + 0811 -Stainless Steel 304 satine finish , 16 LT
- + 0811A- Stainless Steel 430 satine finish , 16 LT
- + 0812 -Stainless Steel 304 satine finish , 36 LT
- + 0812A- Stainless Steel 430 satine finish ,36 LT
- + 0813 -Stainless Steel 304 satine finish , 54 LT
- + 0813A- Stainless Steel 430 satine finish , 54 LT
- + 0814 -Stainless Steel 304 satine finish , 80 LT
- + 0814A- Stainless Steel 430 satine finish , 80 LT

BIN REPLACEMENT REQUIREMENTS AND RECOMMENDATIONS

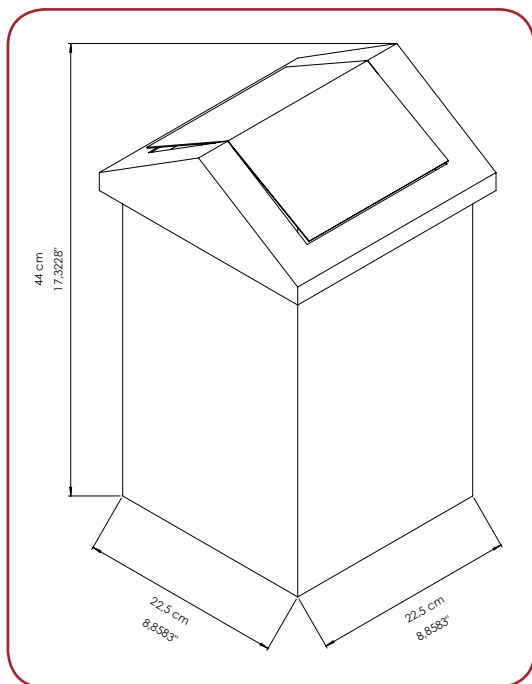
The following recommendations are intended to provide guidelines on the best possible placement of the bins. Because every location a bin is to be different, depending on customer site, physical size limitations, and available space, these recommendations may not always be entirely possible to follow. However, when placing a bin must meet ADA requirements and should promote ease of use and be in union with its surroundings. The bin should be level and the job results professional, presentable and fully functional.

AFTERCARE INSTRUCTIONS

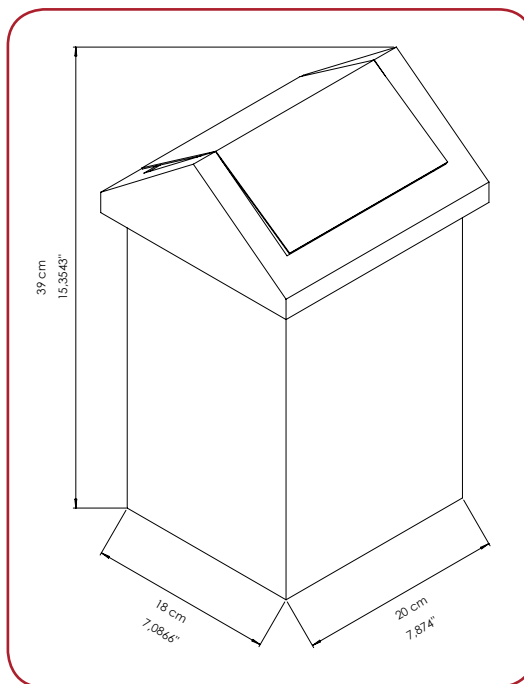
- + Regular cleaning with a soft cloth will keep the surface of your product looking new. Soapy water can be used to remove stubborn marks. Don't use abrasive or chemical cleaners as these may damage the surface finish over time.
- + Don't expose to sunlight.
- + Don't respond to the product with force against the possibility of damnification, deformation.
- + Don't throw any cigarettes and flammable materials into the product.



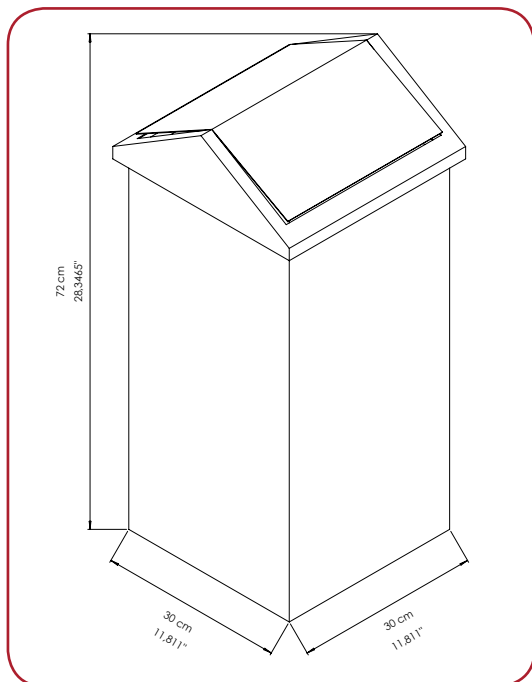
0810



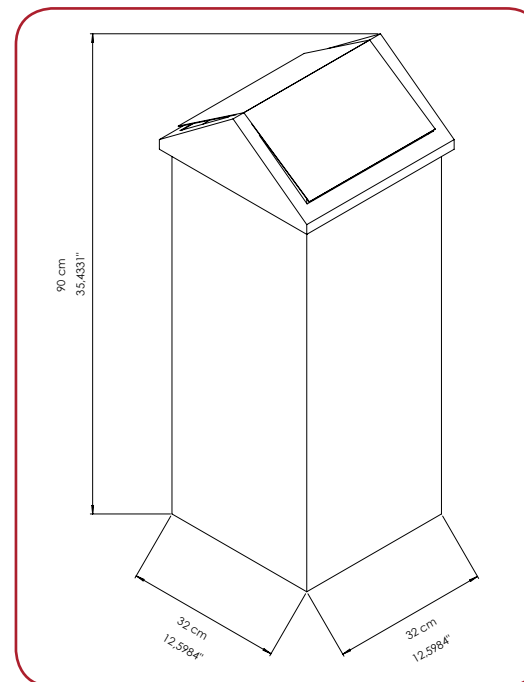
0811



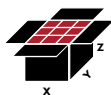
0812



0813



0814



PRODUCT
CODE

LITER

PRODUCT
DIMEN.

CARTON
DIMEN.

CARTON
WEIGHT

INBOX
QUANTITY

PALLET
QUANTITY

GROSS PALLET
DIMEN.

GROSS PALLET
WEIGHT

0810	11 L	20x18x39 cm	22x20x38 cm
0811	16 L	22,5x22,5x44 cm	25x25x45
0812	36 L	28x28x58 cm	30x30x60
0813	54 L	30x30x72 cm	30x30x72
0814	80 L	32x32x90 cm	32x32x90

2,1 kg	1	80	80x120x210 cm	215 kg
2,9 kg	1	42	80x120x215 cm	145 kg
3,8 kg	1	24	80x120x215 cm	135 kg
5,6 kg	1	18	80x120x215 cm	130 kg
7,4 kg	1	15	80x120x215 cm	135 kg